

## BryteWave app

1. **Download and install BryteWave from the app store or Google Play.**
2. **Launch the mobile app**
3. **Enter your school Username and Password**
4. **Enter the Follett Shelf url:**  
**\* wbb##### (Different number for every school- Ask Librarian)**
5. **Log in**

Follett | Enlight™ Reader

User Name

Password

FollettShelf URL  
http:// Wbb39680 .folletshelf.com

Log In

Stay logged in

Check this option if you're on a private/safe/secure device.

[Terms of Use](#)

Copyright © 2014 Follett  
Version 1.6.0 2014-01-22 (rev. 51689)

Once you are in BryteWave , you have 2 choices: Search or eBooks.

Searching for books in easy. Simply type in what you are looking for and click on the magnifying glass. The results will return everything from around the district. Books that are located at your school have a small “in” or “out” banner in the corner of the book. You came place a book on hold and then go to the library to get it.

This app also allows you to view and read only the eBooks that are available in your school.

Search for an eBook you would like to read. Tap on it and select “Checkout”

Once checked out select “open” and you are ready to read.

Books will automatically return at the due date. If you want to return early, tap the return box under your book and it returns.

\*Central Dauphin  
School District

How to access the  
Destiny Quest and  
BryteWave apps. For  
your mobile devices.



Search Your Library Anytime Anywhere

See your librarian if you need help

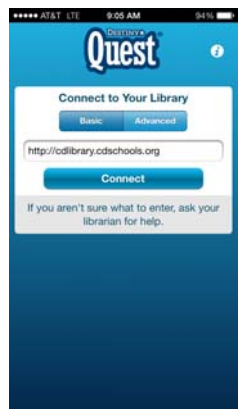
## Destiny Quest

1. Download the Destiny Quest app from the app store or Google Play

2. Launch the app

3. Put in the URL

<http://cdlibrary.cdschools.org>



(This works for all schools)

4. Select your school library

5. Enter your school USERNAME and

PASSWORD

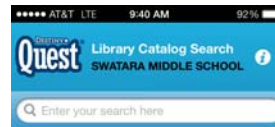
6. Click log in

**Reading on the go**

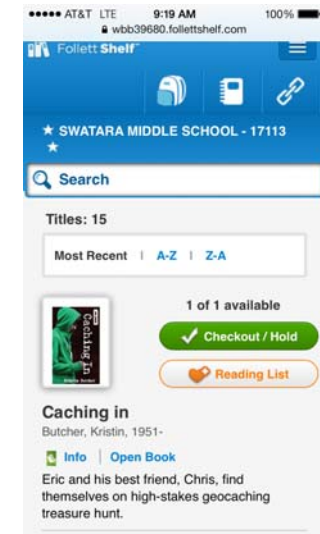
**NOTE: You will be using your device's web service unless you are connected to wireless while using this app.**

### Searching & Reading in Destiny Quest

On the main screen, you can do several things: View the top 10 books that have been checked out, your lists, and new books. Within your account, you can see anything you have currently checked out or any fines you may owe. Use the search bar at the top to look for books. Once you find a book you want, add it to your list so you can come in to check it out.



If you find an eBook, you can check it out and start reading from your device. (Click on the eBook then click "Checkout" and "Open".)



**NOTE: The Destiny Quest app will allow you to search your school's book database for ANY books that may be in your library. Add books to your list so you can come in to check them out!**