

Central Dauphin School District
 Grade 1 Math: Unit 2 Parent Letter
 Double Digit Addition & Subtraction



Dear Parents,

Over the next few weeks, we will be learning about double-digit addition and subtraction in math! The information below will help you to support your child as they learn these exciting, yet important first grade math skills.

The GOAL:

By the end of the unit, your child should be able to solve double digit addition and subtraction problems.

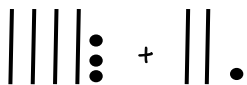
Help your child learn how to:

Add tens.

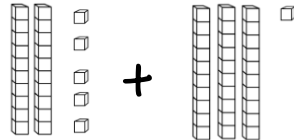
hundreds chart: $25+30=55$

1	2	3	4	5	6	7	8	9	10
11	12	13	14	15	16	17	18	19	20
21	22	23	24	25	26	27	28	29	30
31	32	33	34	35	36	37	38	39	40
41	42	43	44	45	46	47	48	49	50
51	52	53	54	55	56	57	58	59	60
61	62	63	64	65	66	67	68	69	70
71	72	73	74	75	76	77	78	79	80
81	82	83	84	85	86	87	88	89	90
91	92	93	94	95	96	97	98	99	100

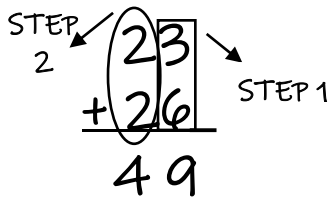
Quick Pictures:
 $43+21=64$



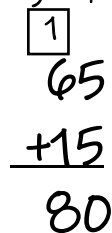
Base-ten Blocks:
 $25 + 31 = 56$



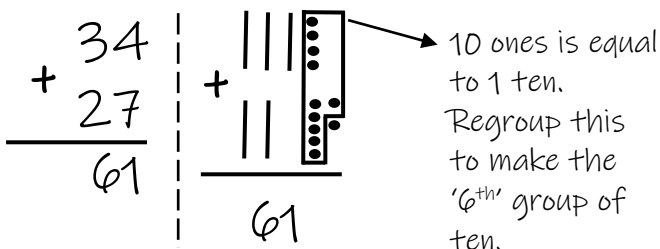
Add ones then add tens



Regroup to add



Regroup to add using base-ten blocks

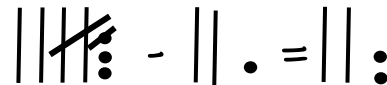


Subtract tens

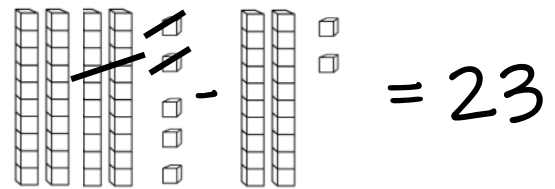
hundreds chart $55-30=25$

1	2	3	4	5	6	7	8	9	10
11	12	13	14	15	16	17	18	19	20
21	22	23	24	25	26	27	28	29	30
31	32	33	34	35	36	37	38	39	40
41	42	43	44	45	46	47	48	49	50
51	52	53	54	55	56	57	58	59	60
61	62	63	64	65	66	67	68	69	70
71	72	73	74	75	76	77	78	79	80
81	82	83	84	85	86	87	88	89	90
91	92	93	94	95	96	97	98	99	100

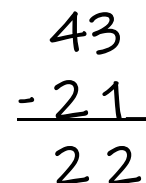
Quick Pictures: $43-21=22$



Base-ten Blocks: $45-22=23$



Subtract ones then subtract tens



Central Dauphin School District
Grade 1 Math: Unit 2 Parent Letter
Double Digit Addition & Subtraction



Grade 1 Math: PA Core Math Standards in Unit 2

CC.2.2.1.A.1: Represent and solve problems involving addition and subtraction within 20.

CC.2.2.1.A.2: Understand and apply properties of operations and their relationship between addition and subtraction.

CC.2.1.1.B.3: Use place-value concepts and properties of operations to add and subtract within 100.

-- HOW TO HELP AT HOME --

Double-digit Addition and Subtraction

- Roll a set of dice to come up with a two-digit number. Roll it again. Have your child add both numbers together. (Can do with subtraction too.)
- Write a double-digit addition problem. Have your child draw a quick picture to add the double-digit numbers together. (Can do with subtraction too.)
- Provide opportunities for your child to practice double-digit addition strategies.
ex: using whiteboards, sidewalk chalk, marker. (Can do with subtraction too.)