



Dear Parents,

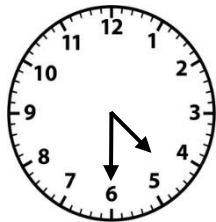

Over the next several weeks, we will be learning about **time** in math! The information below will help you to support your child as they learn these exciting, yet important second grade math skills.

The GOAL:

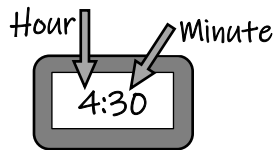
By the end of the unit, your child should be able to **tell time to the hour and half hour**. Children should also be able to **tell time on an analog and digital clock** and **calculate elapsed time**.

Help your child learn about time

Tell time to the hour and half hour



Analog Clock



Digital Clock

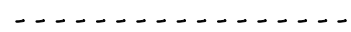
Use **A.M.** and **P.M.** to describe times

A.M. describes things that happen in the morning

- Wake Up
- Eat breakfast
- Go to school

P.M. describes things that happen in the afternoon & night


- Eat dinner
- Do homework
- Go to bed



Calculate elapsed time



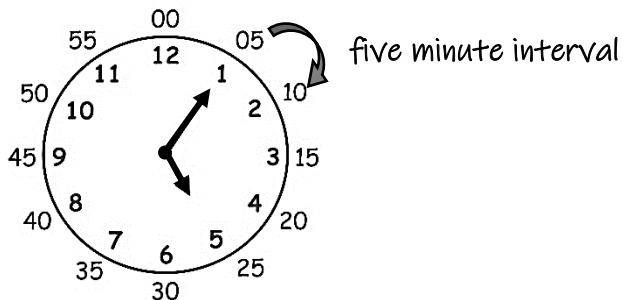
What time will it be in 15 minutes?



What time will it be in 30 minutes?

How can you tell when 5 minutes pass?

When the minute hand moves from one number to the next, five minutes have passed. The clock below shows the time of 5:05. What time will it be when five minutes pass?



In five minutes, the clock will read 5:10.



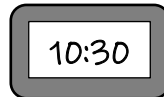

Grade 2 Math: PA Core Math Standards in Unit 3

CC.2.4.2.A.2: Tell and write time to the nearest five minutes using both analog and digital clocks.

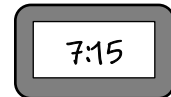
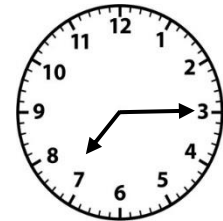
-- KEY MATH VOCABULARY --

Noon is 12:00 in the daytime.

Midnight is 12:00 at night.



30 minutes after 10
 half past 10

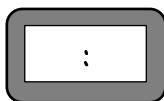



15 minutes after 7
 quarter past 7

-- HOW TO HELP AT HOME --

- Model elapsed time using real-life events (How long is soccer practice? How long do we have until bedtime?)
- Use a paper plate to make an analog clock, and then show different times
- Have your child read the time off your phone, watch, clock, etc.
- Pose situations to determine how much time has passed while completing a task at home

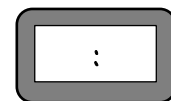

Practice at Home!!!



What time does the analog clock show?
 Fill in the digital clock!



Draw hands on the analog clock to show 6:10.



Draw your own!
 Make both clocks match.