

Dear Parents,

Over the next few weeks, we will be learning about **measurement** in math! The information below will help you to support your child as they learn these exciting, yet important second grade math skills.

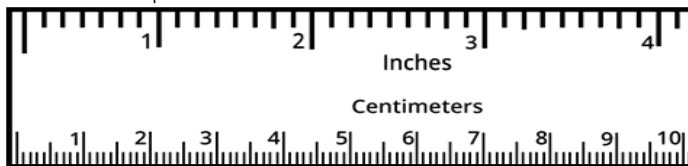
The GOAL:

By the end of the unit, your child should be able to **estimate and measure length using inches and centimeters**. Your child should also be able to **record measurement data in graphical form**.

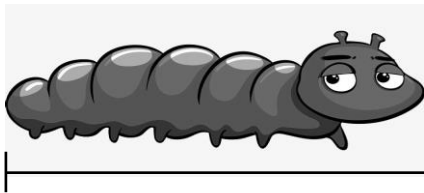
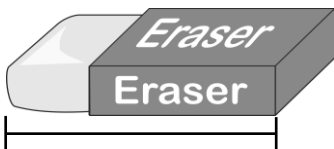
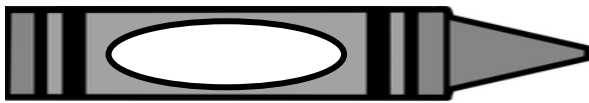
Standard (Customary) Units

Help your child learn about Standard Units:

Children must measure lengths using **inches**. The numbers on the top of the ruler show how the ruler is separated into one-inch sections.



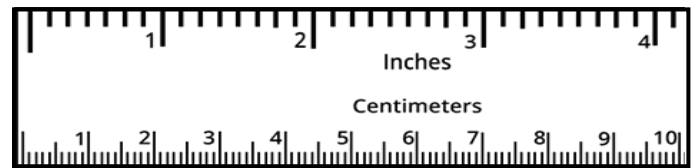
Cut the ruler out on the back of this paper and measure the crayon, eraser, and caterpillar to the nearest inch. How many inches long is each object?



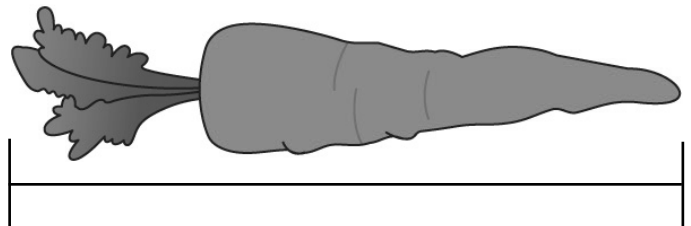

Metric Units

Help your child learn about Metric Units:

Children must measure lengths using **centimeters**. The numbers on the bottom of the ruler below show how the ruler is separated into centimeters.



Cut the ruler out on the back of this paper and measure the candy and nametag to the nearest centimeter. How many centimeters long is each object?

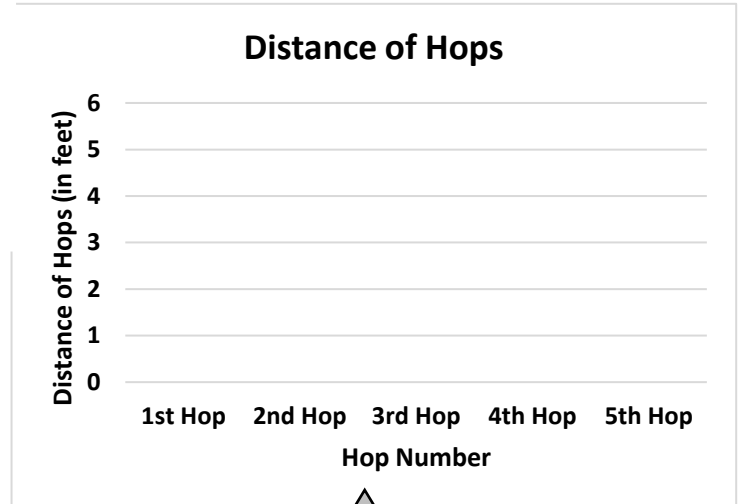




Measuring and Recording Data

Children will also be expected to create a graph using measurement data that they have collected. Below is a table that shows how many feet a student hopped at recess after several attempts.

Hop Number	Length of Hop
1 st Hop	2 feet
2 nd Hop	4 feet
3 rd Hop	1 foot
4 th Hop	3 feet
5 th Hop	2 feet



Use this information to fill in the bar graph.

Grade 2 Math: PA Core Math Standards in Unit 5

- CC.2.4.2.A.1: Measure and estimate lengths in standard units using appropriate tools.
- CC.2.4.2.A.6: Extend the concepts of addition and subtraction to problems involving length.

Standard (Customary) Units of Measure

Inches (inch)
Feet (foot)
Yard

Metric Units of Measure

Centimeter
Meter

-- HOW YOU CAN HELP AT HOME --

- Encourage your child to use a ruler to measure various household items in inches and in centimeters
- Collect measurements of objects and put them into a graph

Cut this ruler out and measure the items on the front of this letter!
 Use this ruler to measure other things around your house!! Ask an adult for help!
 (This ruler may not be to scale based on how the image is printed.)

