



Dear Parents,



Over the next week, we will be learning about **time** in math! The information below will help you to support your child as they learn these exciting, yet important third grade math skills.

The GOAL:

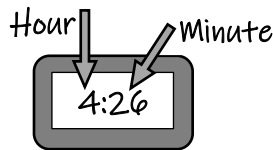
By the end of the unit, your child should be able to **tell time to the nearest minute**. Children should also be able to **tell time on an analog and digital clock** and **calculate elapsed time**.

Help your child learn about time

Tell time to the nearest minute



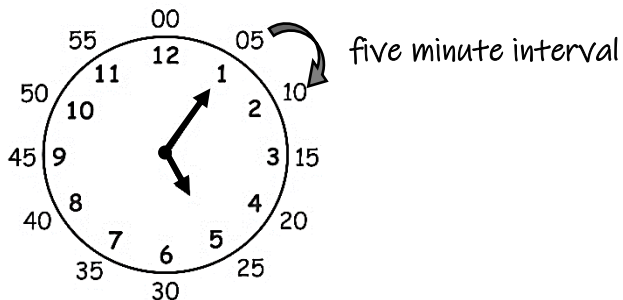
Analog Clock



Digital Clock

How can you tell when 5 minutes pass?

When the minute hand moves from one number to the next, five minutes have passed. The clock below shows the time of 5:05. What time will it be when five minutes pass?



In five minutes, the clock will read 5:10.

Use **A.M.** and **P.M.** to describe times

A.M. describes things that happen in the morning

- Wake Up
- Eat breakfast
- Go to school


P.M. describes things that happen in the afternoon & night

- Eat dinner
- Do homework
- Go to bed


Calculate elapsed time



What time will it be in 33 minutes?



11:48



12:09


How much time has passed?

Grade 3 Math: PA Core Math Standards in Unit 5

CC.2.4.3.A.2: Tell and write time to the nearest minute and solve problems by calculating time intervals.

-- KEY MATH VOCABULARY --

Noon is 12:00 in the daytime.
 Midnight is 12:00 at night.




30 minutes after 10
 half past 10



15 minutes before 8
 quarter to 8

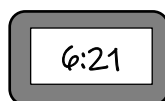
-- HOW TO HELP AT HOME --

- Model elapsed time using real-life events (How long is soccer practice? How long do we have until bedtime?)
- Create a daily or weekly schedule that lists your family's activities and the times the activities take place.
- Use a paper plate to make an analog clock, and then show different times. → 
- Have your child read the time off your phone, watch, clock, etc.
- Pose situations to determine how much time has passed while completing a task at home.

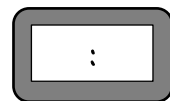
Practice at Home!!!



What time does the analog clock show?
 Fill in the digital clock!



Draw hands on the analog clock to show 6:21.



Draw your own!
 Make both clocks match.